

POTTERY BARN

Bedford 3 x 3 Bookcase Assembly Instructions

Pre-Assembly:

- Please read all instructions carefully before beginning assembly.
- For your safety and ease, assembly by two people is recommended.
- Use the parts and hardware lists to identify and separate each of the components included.
- Save all packing materials until assembly is complete to avoid the accidental discarding of smaller parts or hardware.

Parts Included:

- (1) Bookcase (A)
- (6) Shelves (B)

Needed For Assembly:

- (1) 3x3 Bookcase (C) (sold separately)

Hardware Enclosed:

- (12) Metal Wires (a)
- (2) Mounting Plates (b)
- (4) Phillips Head Screws (c)
- (8) Sponge tape (d)

Tools Required:

- Phillips Head Screwdriver (not included)

To Assemble:

1. Attach the metal wire (a) into the pre-drilled holes on the bookcase (A), repeat with the other wires. (Fig. 1)
2. Align the slots on the shelves (B) with the metal wires (a) and push to attach. (Fig. 2)
3. If a second bookcase is to be stacked on top of the first bookcase, the four screws (c) on the gliders underneath the second bookcase (C) need to be released. (Fig. 3)
4. Attach sponge tape (d) on top of the first bookcase (A) about 1 inch from the edge. With at least two people, move the first bookcase to its final location and place the second bookcase (C) on top of the first bookcase (A). (Fig. 4)
5. Align the pre-drilled holes on the back of both bookcases. Using the pre-drilled holes as a guide, affix the mounting plates (b) to the back of both bookcases. Secure with the screws (c) and tighten with a screwdriver. (Fig. 5)
6. Install anti-tip kit (see separate instructions).
7. Assembly is complete.

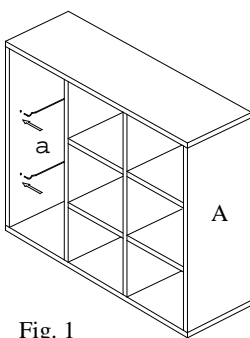


Fig. 1

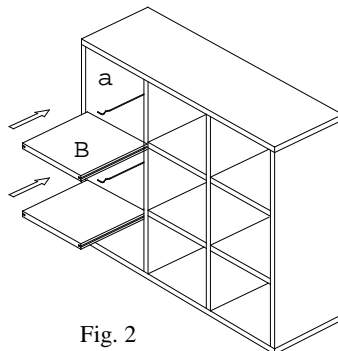


Fig. 2

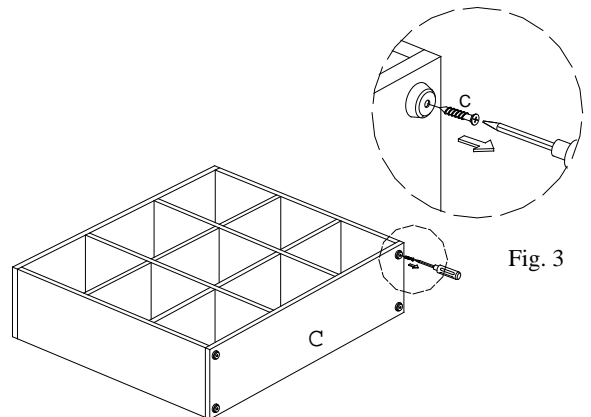


Fig. 3

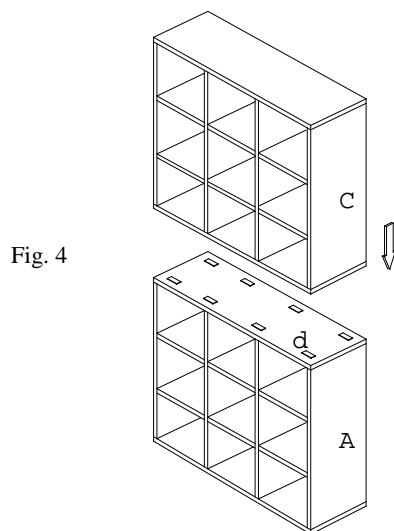


Fig. 4

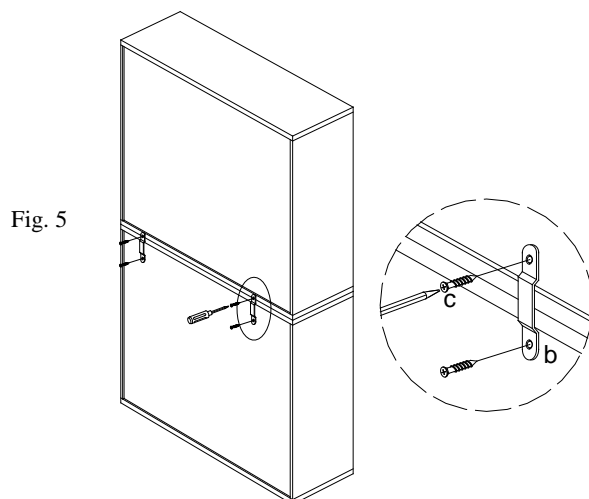


Fig. 5

Care Instructions:

- Wipe using a clean, soft, dry cloth.
- To protect the finish, avoid the use of all chemicals and harsh abrasives.
- A light application of furniture polish or wax may be used to restore the wood's finish.

thank you for your purchase
stores | catalog | www.potterybarn.com