

Double rod / Tringle double / Barral doble

ENGLISH

- Do not dispose of any packaging or contents of the shipping carton until assembly is completed to avoid accidentally discarding small parts or hardware.

FRANÇAIS

- Ne jetez rien des produits d'emballage et du contenu de la boîte jusqu'à ce que l'assemblage soit terminé, afin d'éviter de jeter par mégarde de petites pièces ou des morceaux.

ESPAÑOL

- Para evitar desechar accidentalmente las partes pequeñas o las piezas de ferretería, no tirar el embalaje o contenido de la caja hasta que el ensamblaje esté completo.

Care Instructions:

- Dust often using a clean, soft, dry and lint-free cloth.
- Blot spills and wipe with a clean, damp cloth immediately.
- We do not recommend the use of chemical cleansers, abrasives or furniture polish on our lacquered finish.
- Hardware may loosen over time. Periodically check to make sure all connections are tight. Re-tighten if necessary.

Instructions d'entretien :

- Épousseter régulièrement avec un chiffon propre, doux et non pelucheux.
- Éponger immédiatement les liquides renversés et essuyer à l'aide d'un chiffon propre et humide.
- L'utilisation de produits nettoyants chimiques, d'abrasifs ou d'encaustiques sur nos finitions laquées n'est pas recommandée.
- Le matériel de fixation peut se desserrer avec le temps. Vérifiez régulièrement afin de vous assurer que tous les raccords sont bien serrés. Resserrez-les au besoin.

Instrucciones de cuidado:

- Limpiar el polvo con un trapo limpio, suave, seco y libre de pelusas.
- Secar los derrames de inmediato y limpiar con un trapo limpio y húmedo.
- comendamos no usar limpiadores químicos, abrasivos o lustramuebles sobre el acabado barnizado.
- Las piezas de ferretería pueden aflojarse con el tiempo. Controlar periódicamente que estén bien ajustadas. Si es necesario, volver a ajustarlas.

WARNING! Do not mount this item above cribs, beds, or changing tables.

MISE EN GARDE : Ne pas monter cet article au-dessus des berceaux, des lits ou des tables à langer.

ADVERTENCIA: No colocar este artículo sobre cunas, camas o cambiadores.

- The provided mounting hardware is meant for drywall and stud construction only. For other wall types, please consult your local hardware store for assistance in selecting the appropriate hardware.
- Le matériel de montage fourni est destiné uniquement à un montage mural ou sur montant. Pour les autres types de murs, consulter la quincaillerie locale pour obtenir de l'aide lors du choix du matériel approprié.
- Las piezas de ferretería para montaje se deben utilizar para montaje en viga o muro en seco únicamente. Para otros tipos de pared, pedir a la ferretería local que lo ayuden a seleccionar las piezas de ferretería adecuadas



(A) for S(28"~48")



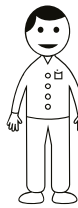
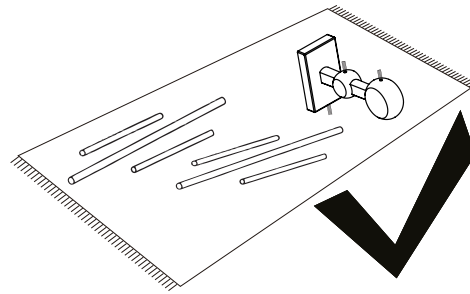
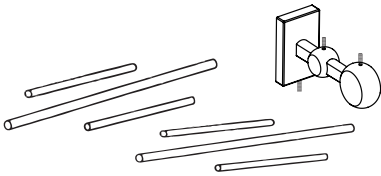

(A) for M(48"~88")



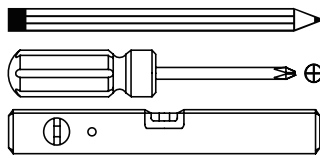
(A) for L(60"~108")



(A) for XL(96"~120") XXL(108"~144")



X2



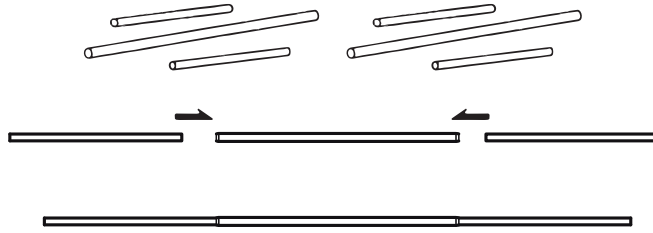
NOT INCLUDED / NON INCLUS / NO INCLUIDAS

Parts / Pièces / Piezas:

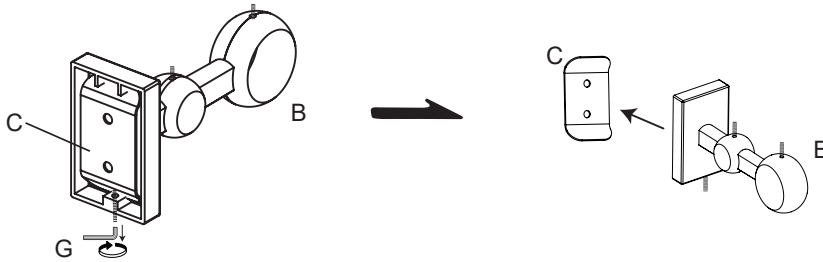
| A | B | C | D | E | F | G |
|----------------|----|----|-----|-----|----|----|
| | | | | | | |
| S(28"~48") | X2 | X2 | X4 | X4 | X2 | X1 |
| M(48"~88") | X3 | X3 | X6 | X6 | X2 | X1 |
| L(60"~108") | X3 | X3 | X6 | X6 | X2 | X1 |
| XL(96"~120") | X3 | X3 | X6 | X6 | X2 | X1 |
| XXL(108"~144") | X5 | X5 | X10 | X10 | X2 | X1 |

! Do not dispose of any packaging or contents of the shipping carton until assembly is completed to avoid accidentally discarding small parts or hardware.

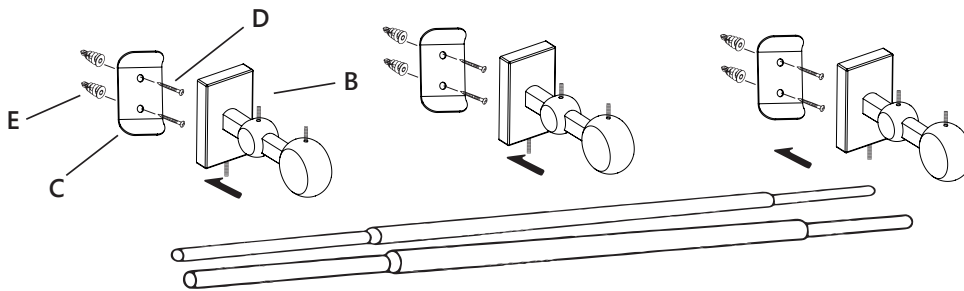
1



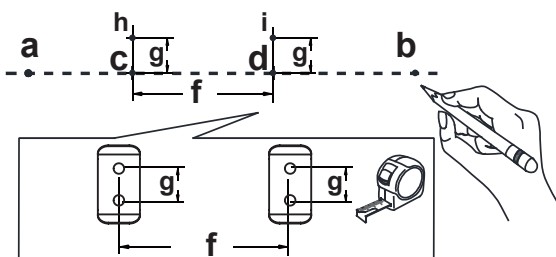
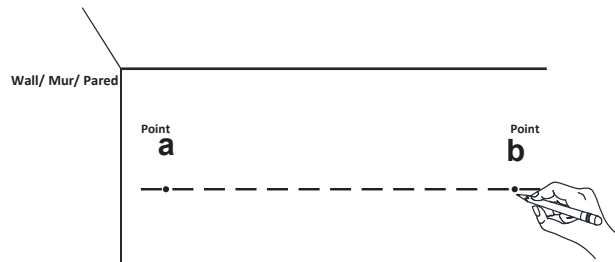
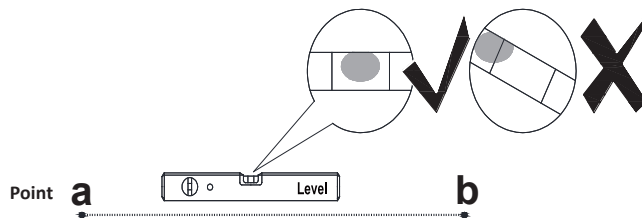
2



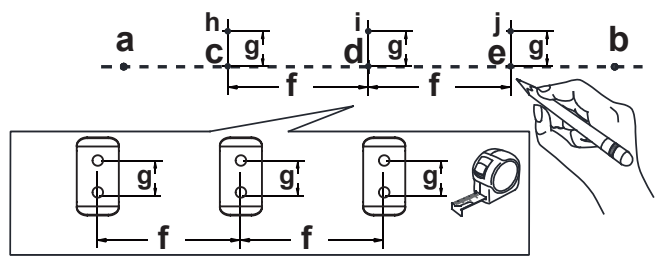
3



4

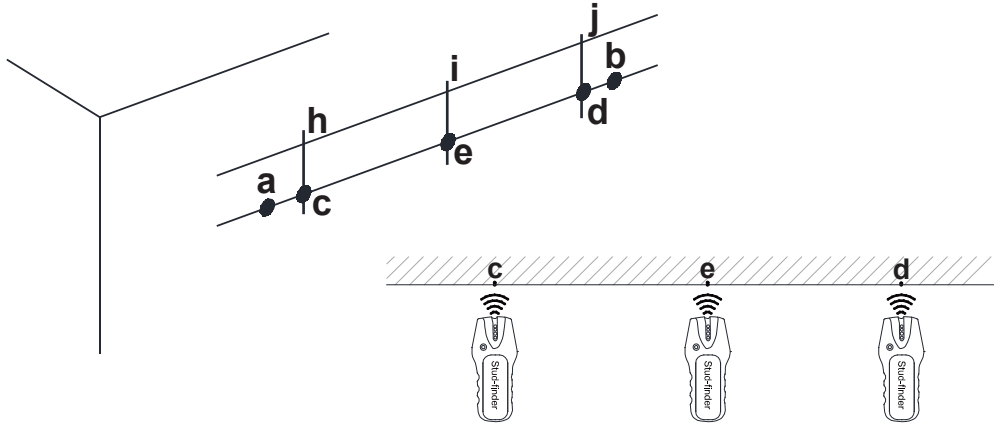


For S(28"~48")

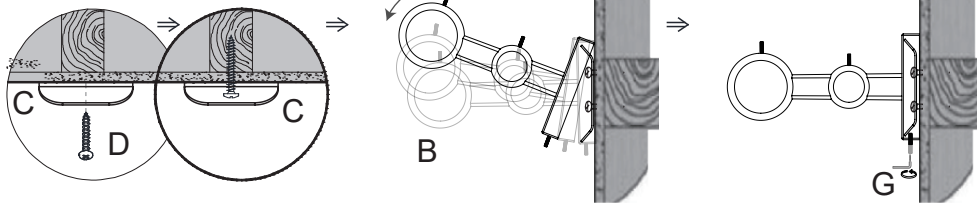


For M(48"~88") L(60"~108") XL(96"~120")

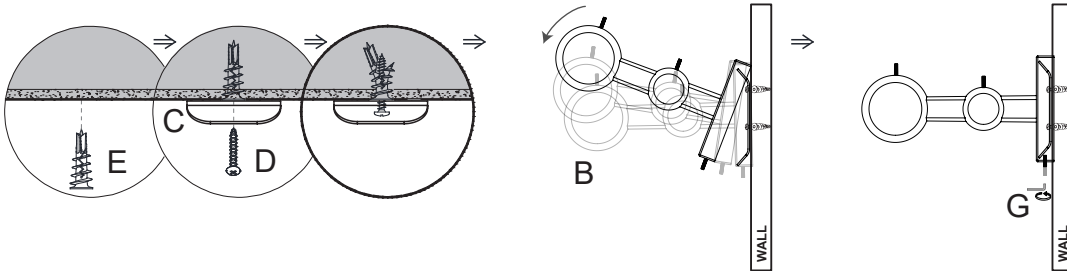
5



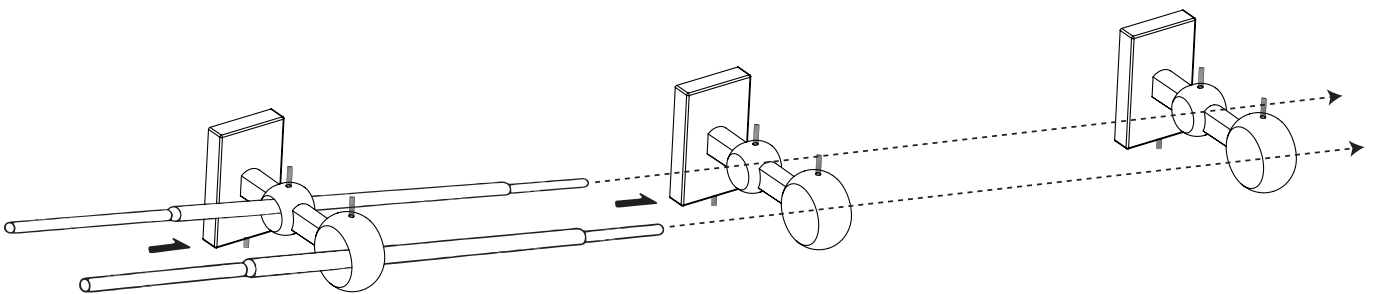
For stud mounting:
Montage sur montant :
Para el montaje en vigas:



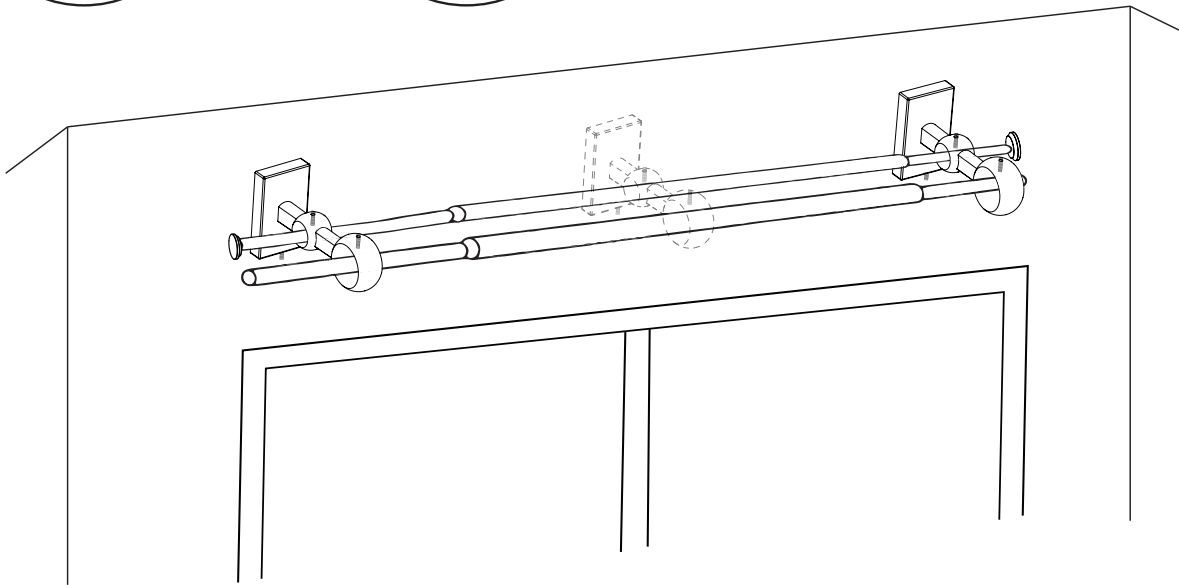
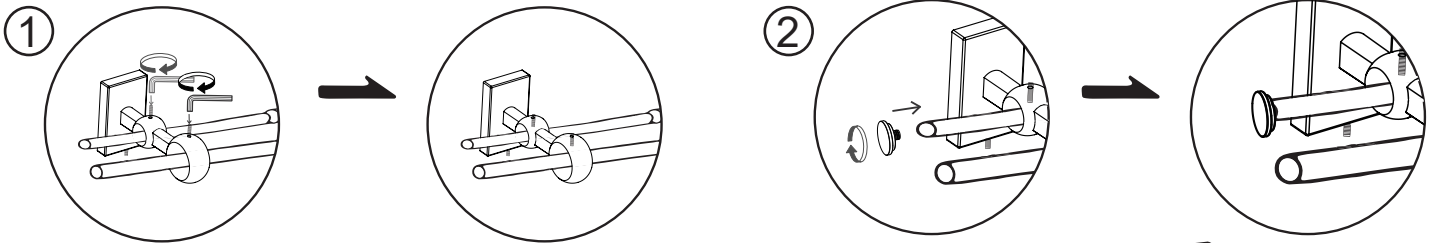

For non-stud mounting:
Montage sur cloison sèche
Para montaje que no sea en vigas:




6



7



i



Thank you for your purchase / Merci de votre achat / Gracias por su compra
www.potterybarn.com