

P O T T E R Y B A R N

Weeping Witches Willow Tree

IMPORTANT SAFETY INSTRUCTIONS

WHEN USING ELECTRICAL PRODUCTS, BASIC PRECAUTIONS SHOULD ALWAYS BE FOLLOWED INCLUDING THE FOLLOWING:

• READ AND FOLLOW ALL SAFETY INSTRUCTIONS.

- Reference the National Electrical Code, ANSI/NFPA 70, specifically for the installation of wiring and clearances from power and lighting conductors.
- Installation work and electrical wiring must be done by qualified person(s) in accordance with all applicable codes and standards, including fire-rated construction.
- Do not use seasonal products outdoors unless marked suitable for indoor and outdoor use. When products are used in outdoor applications, connect the product to a Ground Fault Circuit Interrupting (GFCI) outlet. If one is not provided, contact a qualified electrician for proper installation.
- This seasonal use product is not intended for permanent installation or use.
- Do not mount or place near gas or electric heaters, fireplace, candles or other similar sources of heat.
- Do not secure the wiring of the product with staples or nails, or place on sharp hooks or nails.
- Do not let light bulbs rest on the supply cord or on any wire.
- Do not electrically connect this product to any other product by cutting or joining the products together.
- Unplug the product when leaving the house, when retiring for the night, or if left unattended.
- This is an electric product-not a toy! To avoid risk of fire, burns, personal injury and electric shock it should not be played with or placed where small children can reach it.
- Do not use this product for other than its intended use.
- Do not hang ornaments or other objects from cord, wire, or light string.
- Do not close doors or windows on the product or extension cords as this may damage the wire insulation.
- Do not cover the product with cloth, paper or any material not part of the product when in use.
- Do not install or use within 10 feet of a pool.
- Do not use in a bathroom.
- LEDs are not replaceable, DO not twist the bulbs.
- Do not use if the insulation of the light set or cable is damaged.
- Only use 3V / 1.0A output adapter provided.
- Read and follow all instructions that are on the product or provided with the product.

• SAVE THESE INSTRUCTIONS

Placement Instructions:

- The product is meant for INDOOR use or OUTDOOR where covered patios and covered porches that are fully protected from water, even during storms.
- Do not position or place near heaters or any other direct sources of heat.
- Always position electrical wire so as not to cause a tripping hazard to the elderly, pets and children.
- Do not position this product where it may become covered by other items e.g. curtains, nets or bedding.
- Do not position the product in a manner that can cut or damage wire insulation.
-

- Determine the desired location for this product, **MAKE SURE THAT A POWER OUTLET IS REACHABLE BY THE ELECTRICAL WIRES** without straining the wires.

This product uses long-lasting, non-replaceable LED bulbs; there are total 32 LEDs on 24”H small tree, 72 LEDs on the 48”H large tree.

Use and Care Instructions

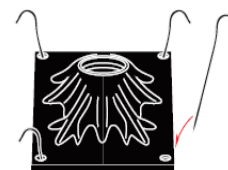
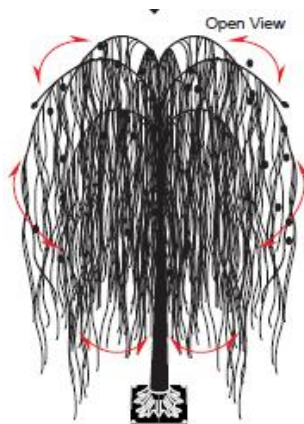

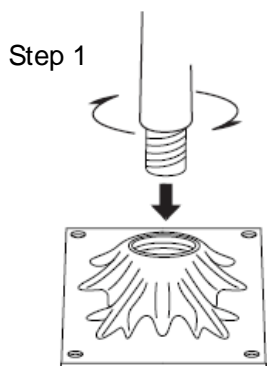

- Remove all parts and hardware from box along with any plastic protective packaging, taking care not to damage or twist the wires while unpacking.
- Before using or reusing, inspect product carefully. Discard any products that have cut, damaged or frayed wire insulation or cords, cracks in the sockets or enclosures, loose connections, or exposed copper wire.
- When storing the product, carefully remove the product from wherever it is placed, including tree, branches, or bushes, to avoid any undue strain or stress on the product conductors, connections, and wires.
- When not in use, store neatly in a cool, dry location protected from sunlight.
- Wipe clean with a soft, dry cloth or static duster. Do not use solvents or abrasive cleaners.

WARNING:

- Rise of Electric Shock. When used outdoors, install only to a covered Class A GFCI protected receptacle that is weatherproof with the power unit connected to the receptacle. If one is not provided, contact a qualified electrician for proper installation. Ensure that the power unit and cord do not interfere with completely closing the receptacle cover.
- Rise of Electric Shock. Mount the unit at a height greater than 1 foot from the ground surface.

Assembly Instruction:

- Remove all parts and hardware from box along with any plastic protective packaging, taking care not to damage or twist the wires while unpacking & during assembling. Check the product before use for loose or damaged wiring and that all the bulbs are secure.
- Tighten the trunk onto the base, and then bend the branches upward to make the tree at your favorite.
- Correctly insert the connector at the end of the electrical cord of product into the supplied Transformer/adaptor until secure. Plug the transformer/adaptor into the proper electrical outlet and test the product. Input: AC120 60 Hz 0.5A Max, Output: 3V – 1.0



If place the tree in outdoor, please use the metal stick provided to make the tree stand on the ground securely

SAVE THESE INSTRUCTIONS – This manual contains important safety and operating instructions for power units.
SKU# 2552136 & 9958513
Made in China

Thank you for your purchase
Stores | Catalog | www.potterybarn.com
USA 1.888.779.5176