

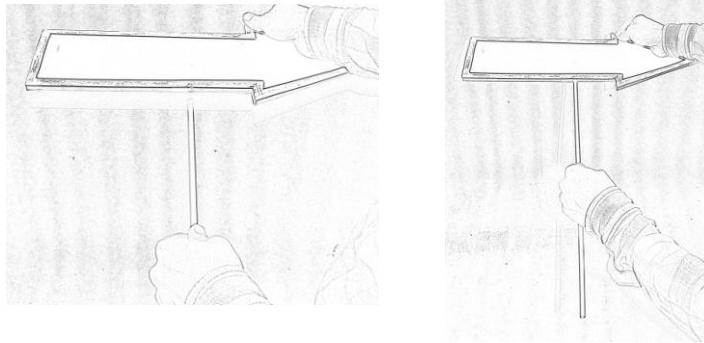
**P O T T E R Y B A R N**  
**GALVI EASTER EGG HUNT STAKE ARROW**  
**Assembly Instructions**

**Parts included:-**

- A- 1 Arrow (attached with stud)**
- B- 1 Rod (middle rod)**
- C- 1 Rod ( U shape bottom rod)**

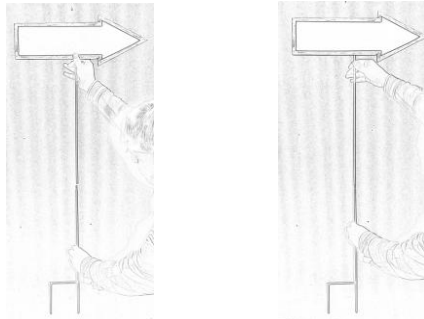
**Step-1**

**First, insert the middle rod into the arrow stud & thread clockwise as per below illustration.**




**Step-2**

**Now inset the bottom rod into the middle rod hole & thread clockwise as per below illustration.**



**Now your GALVI EASTER EGG HUNT STAKE ARROW is ready to use.**



**Thank you for your purchase.**