

# P O T T E R Y B A R N

## hampton small floor cabinet

### Hardware Included:

- 8 metal pegs
- 2 shelves

### Assembly Instructions:

1. Insert pegs in holes at desired location inside cabinet. (illustration1)
2. Place shelves over pegs, securely locking slots at shelf bottom onto pegs. (illustration2)

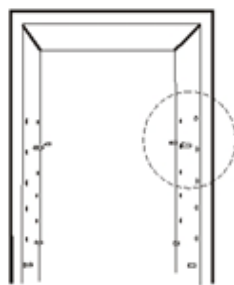


illustration 1

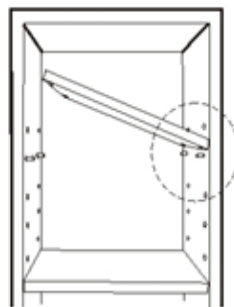
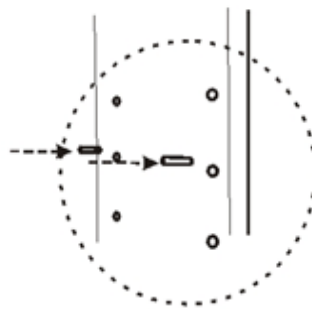
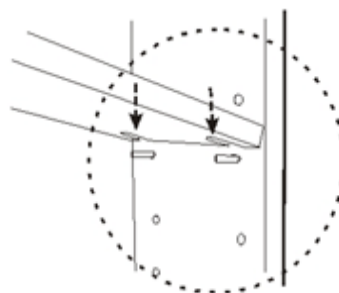


illustration 2



### Care Instructions

:

*Wipe with a soft, dry cloth. To protect the finish, do not apply household cleaners or abrasives.*

*thank you for your purchase*